

DURANGO

1500 / Sport



DURANGO 1500 LIGHTWEIGHT LUXURY FIFTH WHEELS



DURANGO

1500

Light in weight, but loaded with style, the Durango 1500 offers up an unprecedented level of luxury in a family fifth wheel. It's the extra special touches that move it beyond the ordinary such as the 30-inch over-the-range microwave, wood top dinette tables, and attractive ceiling detail; plus many other enhancements you'll love.



Standard Exterior Steps Lightweight, rustproof aluminum, with strong steel linkages and frame.



Under-Mount Spare Out of the way, easy crank-down, doesn't interfere with bike rack or rear hitch.



D280BHS | Eclipse décor

Two adult-sized bunks in the D280BHS extend sleeping capacities, while the U-dinette offers extremely comfortable seating and dining. Functional storage abounds throughout all Durango 1500 floorplans.



all images | D280BHS | Eclipse décor



50 AMP Service
Satisfies all your electrical needs.



Key-Alike Locks
Increased security and ease of use.



LP Quick-Connect
Allows for additional LP appliances.



Industry's first self-contained, lightweight and adjustable ground-stable step that provides secure footing (optional on 1500, N/A on Sport).

DURANGO

Sport

GREAT VALUE *with the*
SAME basic AMENITIES

DURANGO SPORT PACKAGE

- High Gloss Fiberglass Sidewalls
- Color Infused Gel Coat Front Cap
- Five Sided Aluminum Framed Construction
- Deep Tint Slider Glass Windows
- Seamless Countertops
- Seamless Sink Covers
- Residential Bedspread
- RTF Booth Dinette Top
- Climate Control Insulation Package

The Durango Sport exhibits the signature Durango style in a price efficient package families will appreciate. You'll find many of the same quality features with exciting floorplans that add value and pleasure to your camping experience.



Rear Observation Camera Prep
Optional backup camera increases ease and safety while backing.



Exterior Battery Disconnect
A turn of the knob keeps your battery from discharging.



D280BHS | Eclipse décor shown with Sport Package option



Standard on all Durango 1500s, the all-weather insulation package includes upgrades to roof, floor, ceiling, endcaps and tanks to R-38, allowing you to enjoy your fifth wheel all year long (N/A on Sport).



Off The Grid solar package with 160W solar panel offers the freedom to unplug while you're away. (OPT on 1500) (N/A with Sport Package)



Durango 1500 comes standard with 3" x 14" foam-core in-floor straight-line heating system with 35,000 BTU furnace and 15,000 BTU ducted roof air conditioner.



My RV gives you command of your fifth wheel from one location, with the touch of your finger. This allows you to control the awning, landing gear, and slideouts, as well as access to troubleshooting videos and your owners manual (STD on 1500 w/OPT leveling system, N/A on Sport).



3,000 Pound rear towing hitch is standard on all Durango fifth wheels!



Outside Speakers
Standard on all Durangos.

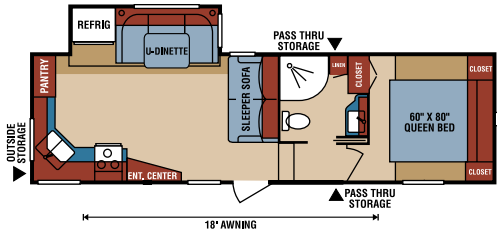


Heated Water Convenience Center
Includes black tank flush, power fresh tank water fill, winterizing system and outside shower.

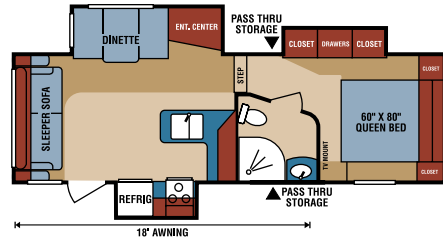


Portions of this brochure were used with the expressed authority of Dexter Axle, but Dexter Axle is not responsible for the accuracy of the information contained herein.

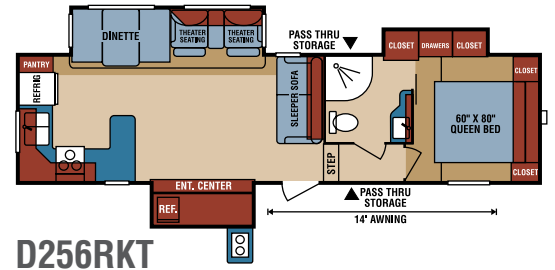
DURANGO 1500 LIGHTWEIGHT LUXURY FIFTH WHEELS



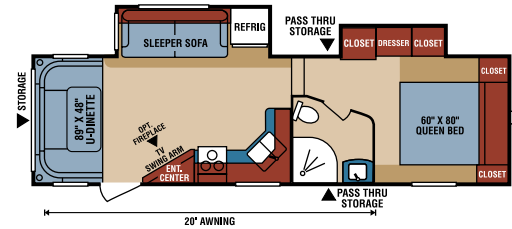
D250RKS



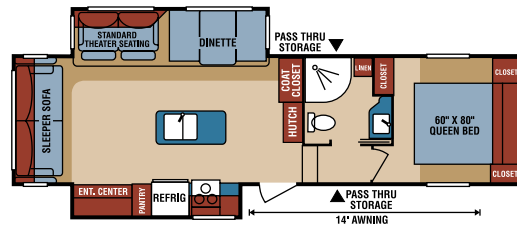
D251RLT



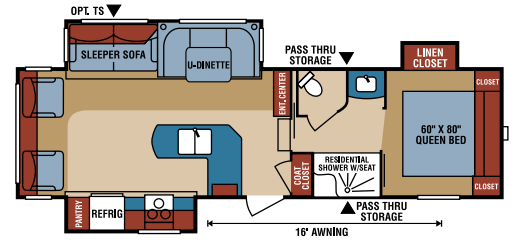
D256RKT



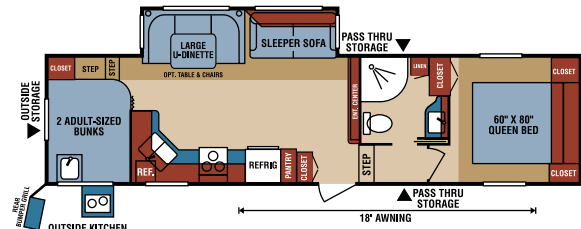
D259RDD



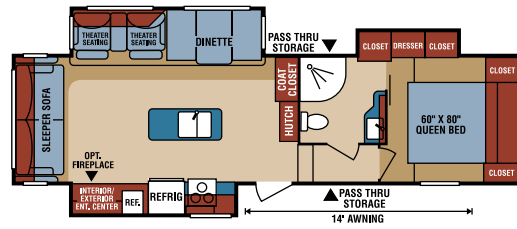
D270RLD



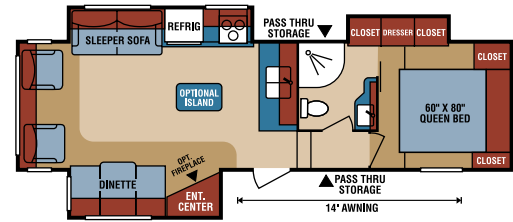
D277RLT



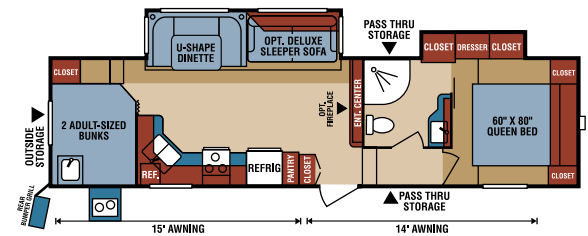
D280BHS



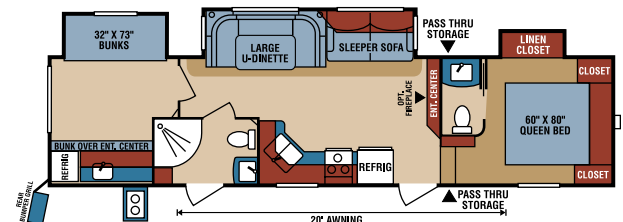
D281RLT



D284RLT



D286BHD



D292BHT

| FIFTH WHEELS | D250RKS | D251RLT | D256RKT | D259RDD | D270RLD | D277RLT | D280BHS | D281RLT | D284RLT | D286BHD | D292BHT |
|------------------------------------|---------|---------|---------|---------|---------|---------|---------|---------|---------|---------|---------|
| UVW (Unloaded Vehicle Weight)* | 7,620 | 7,560 | 9,170 | 7,840 | 8,640 | 8,600 | 8,400 | 8,800 | 8,550 | 8,800 | 9,430 |
| Dry Hitch Weight* | 1,440 | 1,420 | 1,320 | 1,100 | 1,330 | 1,450 | 1,620 | 1,550 | 1,550 | 1,800 | 1,410 |
| Dry Axle Weight* | 6,180 | 6,140 | 7,850 | 6,740 | 7,310 | 7,150 | 6,780 | 7,250 | 7,000 | 7,000 | 8,020 |
| NCC (Net Carrying Capacity) | 2,380 | 1,940 | 1,330 | 2,160 | 1,860 | 1,900 | 2,100 | 1,700 | 1,950 | 1,700 | 2,070 |
| GVWR | 10,000 | 9,500 | 10,500 | 10,000 | 10,500 | 10,500 | 10,500 | 10,500 | 10,500 | 10,500 | 11,500 |
| Exterior Height | 12' 1" | 12' 1" | 12' 1" | 12' | 12' 1" | 12' | 12' | 12' | 12' 1" | 12' | 12' |
| Exterior Width | 96" | 96" | 96" | 96" | 96" | 96" | 96" | 96" | 96" | 96" | 96" |
| Exterior Length** | 30' 2" | 28' 2" | 33' 9" | 29' 11" | 32' 8" | 31' 8" | 33' 11" | 33' 11" | 31' 11" | 33' 11" | 35' 11" |
| Refrigerator (cu. feet) | 8 | 8 | 8 | 8 | 8 | 8 | 8 | 8 | 8 | 8 | 8 |
| Water Heater Cap. (gal. G/E w/DSI) | 6 | 6 | 6 | 6 | 6 | 6 | 6 | 6 | 6 | 6 | 6 |
| Fresh Water Cap. (gal.) | 55 | 61 | 55 | 61 | 61 | 61 | 61 | 61 | 61 | 61 | 61 |
| Waste Water Cap. (gal.) | 57 | 57 | 57 | 57 | 57 | 57 | 57 | 57 | 57 | 57 | 97 |
| Gray Water Cap. (gal.) | 97 | 57 | 97 | 57 | 57 | 57 | 97 | 57 | 57 | 97 | 114 |
| LP Gas Cap. (lbs.) | 60 | 60 | 60 | 60 | 60 | 60 | 60 | 60 | 60 | 60 | 60 |
| Furnace BTUs (1,000s) | 35 | 35 | 35 | 35 | 35 | 35 | 35 | 35 | 35 | 35 | 35 |
| Tire Size | 16" | 16" | 16" | 16" | 16" | 16" | 16" | 16" | 16" | 16" | 16" |
| Awning | 18' | 18' | 14' | 20' | 14' | 16' | 18' | 14' | 14' | 14'/15' | 20' |

*This weight reflects the rolling average unit weight for each model. Your trailer weight will vary according to optional equipment.

**Exterior length is measured from the center of the hitch pin to rear bumper.

CONSTRUCTION FEATURES

- 6-Sided 100% Aluminum Frame (5-sided w/Sport Package)
- Steel Powder Coated Frame
- R-11 2" Block Foam Bonded Sidewalls w/EGS Metal Backing Strips (to support all int. cabinets)
- Lamilux® High-Gloss Fiberglass
- One-Piece ABS Slideroom Bottoms; Slideroom Floors Insulated
- Walk-On Superflex® TPO Roof Membrane
- 5/8" Tongue & Groove, Screwed & Glued Plywood Floor Decking
- Fully-Vented Attic System
- Pex® In-Floor Heated Waterlines & Kitchen Gray Pipes (all waterlines & drainlines are located above all insulation)
- Fully Heated & Enclosed Underbelly
- Reinforced Heavy-Duty Fiberglass Front Cap (w/ maximum turning radius on short bed trucks)
- 6" 2" Tall Main Floor Sliderooms & 4" Tall Bedroom Sliderooms
- Double-Insulated & Heated Holding Tanks (R-38 above & below tanks)
- All Weather Insulation PKG (forced option) (N/A Sport Package) (upgrades roof, floor, ceiling, endcaps & tanks to R-38)

EXTERIOR FEATURES

- Dexter® Axles w/Self Adjusting Brakes & Height Adjusting Hangers
- 6-Lug Heavy-Duty Aluminum Rims w/16" Nitro Filled Tires (starting w/serial #J6116034)
- Equa-Flex® Rubberized Suspension
- 100% Exterior LED Running Lights & Taillights
- LED Front Docking Light & Sewer Hookup Light
- LED Entry Door Floodlight
- Electric Awning w/LED Lights
- Electric Front Jacks
- Propane Bottles on Same Side of Coach for Easy Access (2 x 30 lb.) (N/A w/Sport Package)
- Partially Painted Front Cap
- Frameless Windows (N/A w/Sport Package)
- 3" x 14" Foam-Core In-Floor Straight-Line Heating System w/35,000 BTU Furnace

- 15,000 BTU Ducted Roof AC
- Heated Water Convenience Center (incl. black tank flush, power fresh tank water fill, winterizing system, outside shower)
- Fully-Finished, Heated & Sealed Basement Storage Compartment
- Heated & Enclosed Dump Valves
- Gas/Electric/DSI Water Heater
- Swing-Away Assist Grab Handle
- Roof Ladder (N/A w/Sport Package)
- Motion Lights (pass-thru storage)
- Dual Lock Basement Storage Slam Latches
- Satellite Pre-Wire (roof & ground)
- Outside Speakers & Pre-Wire for Exterior TV
- Battery Disconnect
- Full-Perimeter Rain Gutter System (incl. rear & additional gutters over sliderooms)
- Rear Camera Prep
- Solar Prep on Roof
- LP Quick Connect
- Aluminum Steps
- Keyed Alike Baggage Doors
- Rear Towing Hitch
- Under Mount Spare Tire
- 50 AMP Service & Pre-Wire for 2nd AC

EXTERIOR OPTIONS

- Generator Prep & OPT Onan® 5500 LP Generator (must add 50 AMP service & 2nd AC pre-wire) (N/A w/Sport Package)
- Bike Rack IPO Rear Towing Hitch
- Rear Electric Jacks
- Dual-Pane Frameless Windows (N/A w/Sport Package)
- 4-Point Automatic Leveling System w/JT Strong Arms and Multi Function Touch Panel (N/A w/Sport Package)
- Reese® Revolution Hitch Pin (N/A w/Sport Package)
- Rear Observation Camera
- Off the Grid Solar Package w/160W Solar Panel (N/A w/Sport Package)
- Flip Out Entry Step (main entrance only) (N/A w/Sport Package)

LIVING ROOM/KITCHEN FEATURES

- Solid Surface Kitchen Countertops & Sink Covers w/Large Handholds (N/A w/Sport Package)
- Residential Stainless Steel Double Bowl Sinks
- Pullout Sprayer Faucet
- Storage Shelf under Kitchen Sink
- Heavy-Duty 100 LB Drawer Glides on Every Drawer
- Baltic Birch Drawer Boxes
- 8 CU FT Double-Door Refrigerator
- High-Output Oven w/Broiler
- 30" Microwave
- Kitchen Window (most models)
- All-Wood Lumber Core Screwed Cabinets w/Hardwood Doors
- 5" Stainless Steel Cabinet Hardware
- 3/8" Re-Bond Carpet Pad w/22 OZ Residential Carpet
- XL Toggle Light Switches
- Faux Vinyl Ceiling
- All LED Ceiling & Cabinet Lights w/Multiple On/Off Switches
- Deluxe Residential-Style Furniture
- 12V Entertainment System (Radio) Sound Bar
- HD Flat Panel TV (OPT w/Sport Package)
- Pullout Pantry (where available)
- All Kitchen OH Cabinets have Shelf & Extra-Tall Slide Lips
- Wood-Top Booth Dinette Tables (N/A w/Sport Package)
- 4" High Density Foam Cushions on all Booth Dinettes
- Dual Pots & Pans Drawers in all Booth Dinette Seats
- Dual Recliners IPO Swivel Chairs (where applicable)
- Deluxe Sleeper Sofa

LIVING ROOM/KITCHEN OPTIONS

- Power Vent Fan w/Remote Controls (kitchen, living room, bath, bedroom)
- Upgraded Wraparound Sofa-Booth (259)
- Free Standing Table w/Leaf & 4 Chairs (N/A 259)
- Theater Seating (259, 277, STD on 281)
- Electric Wideview Fireplace (N/A 277)

- Stand Alone DVD Player
- Convection Microwave (N/A w/Sport Package)

BATHROOM/BEDROOM FEATURES

- Angled Shower Stall w/Radius Doors
- Shower Skylight
- Porcelain Foot-Flush Toilet
- All LED Lights in Bed & Bath w/Multiple Large Switches
- 12V Vent Fans in all Baths
- Heavy-Duty 100 LB Drawer Glides on all Drawers
- Bathroom Linen Closet (where available)
- Padded Headboard w/Shelf & Power at the Head of all Beds
- XL Under-Bed Storage
- Luxurious Bedspread & Pillow Shams (N/A w/Sport Package)
- Linen Closet Shelves, Dual Drawers & Hanger Area in all Bedroom Sliderooms
- Bedroom TV Pre-Wire
- Bathroom Motion Light

BATHROOM/BEDROOM OPTIONS

- Ducted 13,500 BTU Bedroom AC
- Upgraded Mattress (N/A w/Sport Package)
- HD Flat Panel Bedroom TV w/Swingout Bracket

DURANGO SPORT PACKAGE

- High Gloss Fiberglass Sidewalls, Color Infused Gel Coat Front Cap, Five Sided Aluminum Framed Construction, Deep Tint Slider Glass Windows, Seamless Countertops, Seamless Sink Covers, Residential Bedspread, RTF Booth Dinette Top, Climate Control Insulation Pkg.

BONUS FEATURES

- 2-Year Limited Warranty (see flyer)
- K-Z has received the Dealer Satisfaction Index Award for 17 years
- K-Z's 46 years of stable, dedicated manufacturing experience, coupled with its predominant Amish workforce, heritage and commitment to superb quality, allow us to produce the lowest-priced luxury fifth wheel available.

LIGHTWEIGHT LUXURY

for the perfect **FAMILY ESCAPE**



True 2-Year Limited Warranty!
K-Z's 24-month hitch-to-bumper limited warranty umbrella is the best 2-year warranty in the business, covering more than 1,500 operations codes for a full two years (approved for fulltime living), and protects your investment while you enjoy your new RV.



DSI stands for dealer satisfaction index. Our dealer body consistently rates K-Z highly, and the RV Dealer Association has awarded K-Z their top honor Quality Circle Award for excellence of design, reliability, overall quality and value, communications and dealer support. K-Z has been honored with the DSI award for more years in a row than any other towable manufacturer!



K-Z proudly supports our veterans and active military. Thank you for your service!



trailers. And 20 employees. Then fifth wheels. Over the years, as the product selection grew, so did the headcount. Today, the K-Z campus covers 530,000 square feet, includes over 600 employees (one of the largest employers in our area), and hosts 20 product lines that offer close to 200 floorplans.

K-Z is headquartered in Shipshewana, Indiana, and was founded in 1972 on the principles of quality, fairness and integrity. Today, K-Z produces several widely-recognized brands of towables, including Durango, Sidewinder and Venom.

The first RV K-Z offered was a truck camper, and was designed, fabricated and assembled by two employees. Then 12 employees. Then we added travel

People make a difference, and at K-Z, our employees make all the difference in the world. As you'll discover when you communicate with K-Z, you'll always be speaking with someone who takes you seriously and treats you with respect. Quality products and business integrity are a way of life at K-Z. Thank you for considering K-Z, and we'd like to welcome you to our world-wide family of satisfied customers!



K-Z strongly encourages our retail customers to purchase from their local dealership whenever possible.



985 N 900 W • Shipshewana, IN 46565
E-mail kz@kz-rv.com • www.kz-rv.com

Due to continual research and advances, manufacturer reserves the right to change specifications, design, price and equipment without notice, and assumes no responsibility for any error in this literature. Some items shown are not included as standard or optional equipment.

©2017KZ | 12/20/17 | 60M

Dealer: