

DURANGO

GOLD

Fulltime Luxury Fifth Wheels



2017 Décor

Alabaster



Aurora



Galaxy



CONSTRUCTION FEATURES

- 101" Wide Body Construction
- 6-Sided 100% Aluminum Frame
- Extra-Reinforced Heavy-Duty Front Fiberglass Cap
- Radius Front Cap (for maximum turning radius on short bed trucks)
- 2" x 3" Welded Aluminum Fore & Aft Floor Joists
- 2" x 2" Welded Aluminum Sidewall Framing
- 5" Welded Aluminum Roof Trusses
- LC1® Hydraulic Slide System w/Selector Valves
- Steel Powder Coated I-Beam w/Drop-Frame Pass-Thru Storage (offering 160-180 CU FT, F/P specific)
- Lamilux® High-Gloss Ivory-Colored Fiberglass
- All Weather Insulation PKG (roof, floor, ceiling, endcaps & tanks to R-38)
- R-11 2" Sidewalls (w/EGS metal backing strips to hold all int. cabinets)
- One-Piece ABS Slideroom Bottoms; Slideroom Floors Insulated to R-24
- Walk-On Superflex® TPO Roof Membrane
- 45 Degree Aluminum Roof Edge & Fully-Vented Attic System
- Additional Outside Frame-to-Wall Floor Insulation
- 3/8" Roof Decking
- 5/8" Tongue & Groove, Screwed & Glued Plywood Floor Decking
- Full Drop-Frame Aluminum Skirt on Doorside
- Pex® In-Floor Heated Waterlines & Kitchen Gray Pipes (all waterlines & drainlines are located above all insulation)
- Fully Heated & Enclosed Underbelly
- Double Insulated & Heated Holding Tanks (R-38 above & below tanks)

EXTERIOR FEATURES

- 7,000 LB Dexter® Axles w/Self Adjusting Brakes & Height Adjusting Hangers
- 8-Lug Heavy-Duty Aluminum Rims w/16" E-Range Radial Tires
- EZ Flex® Rubberized Suspension
- 4-Step Entry Step w/LED Light
- Roto-Flex® Hitch Pin
- 100% Exterior LED Running Lights & Taillights
- Carefree® Electric Awning w/LED Awning Lightbar (& illuminated reminder switch)
- Propane Bottles on same Side of Coach for Easy Access (30 lb. each)
- Sealed Battery Storage Compartment on Side of Coach (no battery boxes required)
- Dual Front Baggage Doors
- Slam Latch Baggage Doors w/Gas Strut Lifts (where applicable) & Dual Locks
- 50 AMP Service w/Marine Power Cord
- Painted Front Cap w/LED Accent Lights
- Frameless Windows
- Dual 15,000 BTU "Quiet Cool" Ducted A/C System
- 3" x 14" In-Floor Straight Line Heating System w/35,000 BTU Furnace
- 12 GAL Gas/Electric Hot Water Heater
- LED Entry Door Floodlight
- LED Docking Light & Sewer Hookup Light
- Swing-Away Assist Grab Handle
- Underneath Spare Tire w/Hoist & Roof Ladder
- Deluxe Heated Water Convenience Center (incl. black tank flush, power fresh tank water fill, winterizing system, outside shower & dry camping water siphon system)
- Fully-Finished, Heated & Sealed Basement Storage Compartment
- Heated & Enclosed Dump Valves
- Battery Disconnect

- Outside Speakers & Pre-Wire for Exterior TV
- Satellite Pre-Wire (roof & ground)

EXTERIOR OPTIONS

- 6-Point Hydraulic Auto Leveling System
- 2nd Lighted Power Awning (N/A 355, 380)
- Slideout Awning PKG (N/A if 2nd awning is optional)
- Tailgate Storage System w/Bike Rack
- Dual-Pane Frameless Windows
- Generator Prep & OPT Onan® 5500 LP Generator
- Trailair® Flex Air® Pin Box Upgrade
- G-Range Tires

LIVING ROOM/KITCHEN FEATURES

- Solid Surface Countertops w/Sink Covers w/Large Handholds
- Large Residential Double Bowl Stainless Steel Sink*
- High Arch Pullout Sprayer Faucet
- Residential Size Pullout Trashcan in Kitchen
- Pullout Spice Rack (most models)
- Dual Pullout Pots & Pans Drawers under Refrigerator & Stove
- Removable Silverware Tray
- Storage Shelf under Kitchen Sink
- All Kitchen OH Cabinets have Shelf & Extra-Tall Slide Lips
- Heavy-Duty 100 LB Drawer Glides on Every Drawer
- Baltic Birch Drawer Boxes
- LED-Lighted Kitchen Cabinet Toe Kicks (most models)
- Flush-Mounted Glass Folding Stove Cover
- Large Dining Table w/Removable Leaf & 2 Heavy-Duty Storage Seat Chairs & 2 Folding Chairs
- Kitchen Window (most models)

- Hidden Cabinet Door Hinges
- 5" Stainless Steel Cabinet Hardware
- Window Shades Throughout

- 3/8" Re-Bond Carpet Pad w/22 OZ Residential Carpet
- 30" Microwave above Range
- XL Light Switches (N/A 384RLT)
- Faux Vinyl Soft Touch Ceiling
- Power Vent Kitchen Fan
- Power Vent Fan in Second Bath (366FBT)
- XL Ceiling Crown Molding
- All LED Ceiling & Cabinet Lights w/ Multiple On/Off Switches
- 39" – 50" HD LED TV on Swing Arm w/ built-in storage behind TV (most models)
- 12V Entertainment System (Radio) w/ Bluetooth, 2 Speaker Zones
- Dual Residential Swivel Rocker Recliners
- Deluxe Hide-a-Bed Sofa
- Electric Fireplace

LIVING ROOM/KITCHEN OPTIONS

- Theater Seat IPO Dual Recliners
- Booth Dinette IPO Free-Standing Table & 4 Chairs (N/A 381, 380)
- 18 CU FT 120V Residential Refrigerator w/1000W Inverter or 18 CU FT 4-Door RV Refrigerator
- Power Vent Bath & Bedroom Fan w/ Remote Controls
- Central Vacuum System
- Single Bowl Sink in place of Double
- Dishwasher (requires single bowl sink) (N/A 380, 381, 382, 383)
- Day/Night Roller Shades

BATHROOM/BEDROOM FEATURES

- Residential One-Piece Fiberglass Shower Stall w/Built-In Seat & Glass Doors
- Shower Skylight

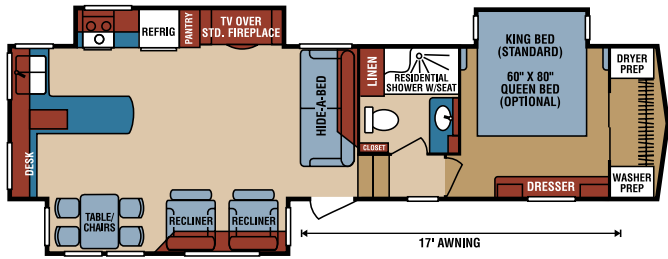
- XL Solid Surface Bath Vanity w/Stainless Steel Sink
- Porcelain Foot-Flush Toilet
- All LED Lights in Bed & Bath w/Multiple Switches
- Heavy-Duty 100 LB Drawer Glides on all Drawers
- Extra-Wide Bed & Bath Hallway (most models)
- Pocket Door from Hall to Bath (most models)
- Bath Towel Bar & Towel Loop (where applicable)
- 12V Fan
- XL Bath Linen Closet
- XL Deep Bedroom Walk-In Closet
- Dual Washer & Dryer Prep
- XL Under-Bed Storage
- Luxurious Bedspread & Pillow Shams
- HD Flat Panel Bedroom TV
- 72" x 80" King-Size Upgraded Mattress (N/A 382, 383)

BATHROOM/BEDROOM OPTIONS

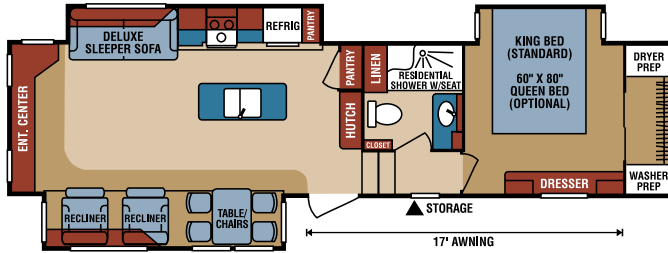
- 60" x 80" Queen-Size Upgraded Mattress (std. 382, 383)
- Power Vent Fan

BONUS FEATURES

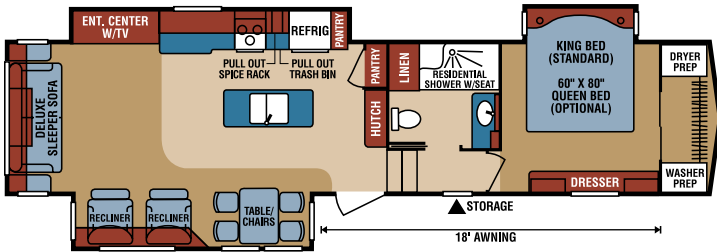
- 2-Year Limited Warranty (see flyer)
- Lightest high-profile, wide body, luxury fifth wheels in the industry (average weight is under 12,000 LBS)
- K-Z has received the Dealer Satisfaction Index Award for 16 years
- K-Z's 44 years of stable, dedicated manufacturing experience, coupled with its predominant Amish workforce, heritage and commitment to superb quality, allow us to produce the best value luxury fifth wheel available.



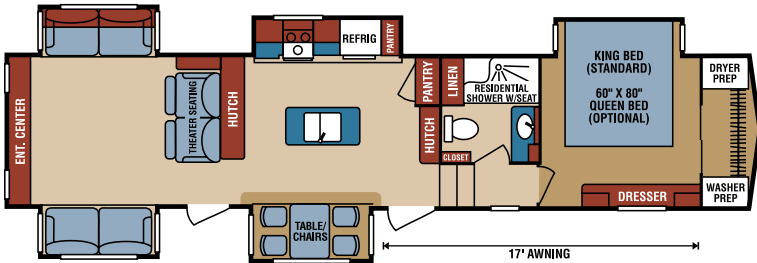
G353RKT
 UVW 11,090
 Dry Hitch Wt. 2,130
 NCC 2,910
 GVWR 14,000
 Length 36' 5"



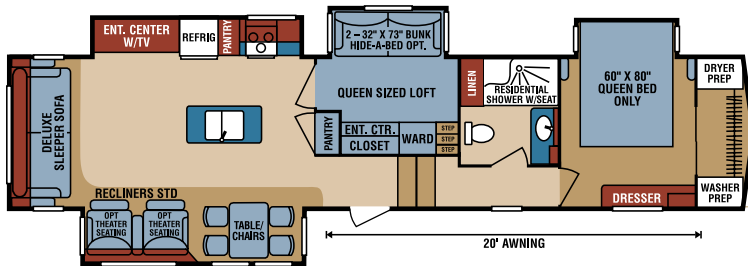
G359RET
 UVW 10,640
 Dry Hitch Wt. 2,190
 NCC 2,960
 GVWR 13,800
 Length 36' 5"



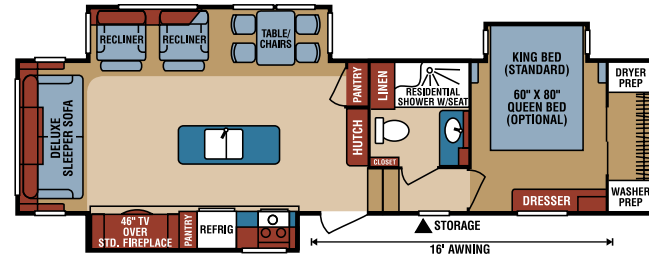
G370RLT
 UVW 11,686
 Dry Hitch Wt. 2,250
 NCC 2,814
 GVWR 14,500
 Length 39' 6"



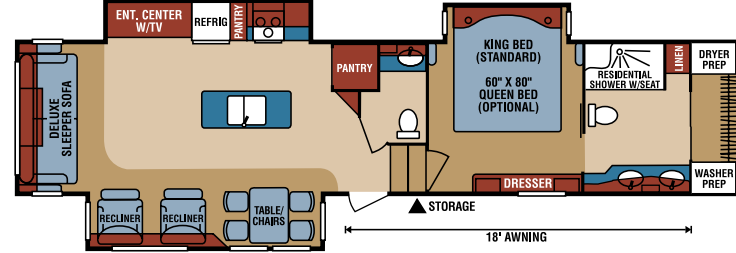
G381REF
 UVW 12,120
 Dry Hitch Wt. 2,250
 NCC 2,875
 GVWR 14,995
 Length 41' 2"



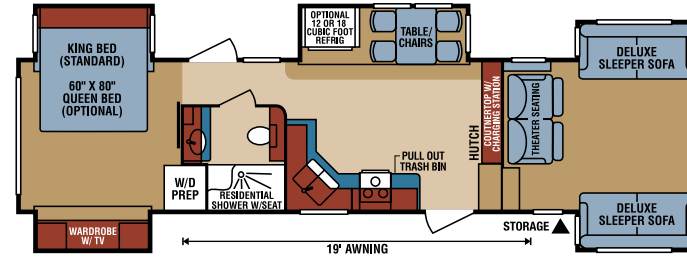
G383MBQ
 UVW 12,600
 Dry Hitch Wt. 2,200
 NCC 2,395
 GVWR 14,995
 Length 40' 8"



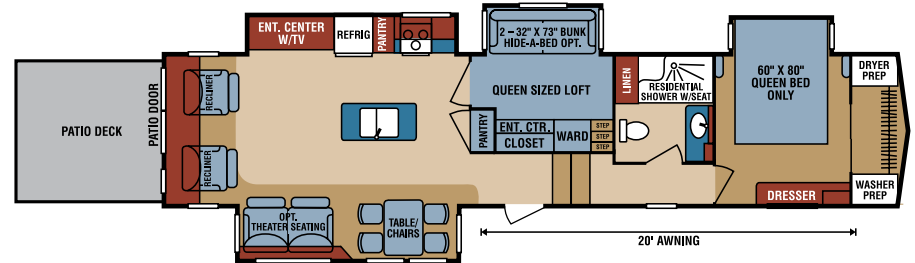
G355RLT
 UVW 10,900
 Dry Hitch Wt. 2,290
 NCC 2,900
 GVWR 13,800
 Length 36' 1"



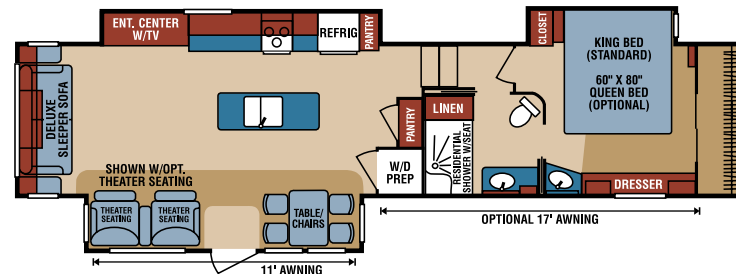
G366FBT
 UVW 11,470
 Dry Hitch Wt. 2,240
 NCC 3,030
 GVWR 14,500
 Length 39' 6"



G380FLF
 UVW 12,580
 Dry Hitch Wt. 2,250
 NCC 2,415
 GVWR 14,995
 Length 40' 6"



G382MBQ UVW 13,330 • Dry Hitch Wt. 2,120 • NCC 2,270 • GVWR 15,600 • Length 40' 4"



G384RLT
 UVW 12,250
 Dry Hitch Wt. 2,530
 NCC 2,750
 GVWR 14,995
 Length 40' 4"

NOTE:
 UVW (Unloaded Vehicle Weight) and Dry Hitch Weight reflect the rolling average unit weight for each model. Your trailer weight will vary according to optional equipment.

Due to continual research and advances, manufacturer reserves the right to change specifications, design, price and equipment without notice, and assumes no responsibility for any error in this literature. Some items shown are not included as standard or optional equipment. ©2016KZ | 9/9/16 | 2.5M



985 N 900 W • Shpshewana, IN 46565
 E-mail kz@kz-rv.com • www.kz-rv.com